

Report 07.786
Date 20 November 2007
File CP/13/02/06

Committee Regional Sustainability
Author Mary Hanna

Communities for Climate Protection - New Zealand (CCP-NZ) Programme: Progress

1. Purpose

To inform the Committee about progress Greater Wellington has made with the Communities for Climate Protection - New Zealand (CCP-NZ) Programme.

2. Significance of the decision

The matters for decision in this report **do not** trigger the significance policy of the Council or otherwise trigger section 76(3)(b) of the Local Government Act 2002.

3. Background

Greater Wellington Regional Council joined the Communities for Climate Protection[®] - New Zealand (CCP-NZ) Programme, a greenhouse gas mitigation campaign designed for local government, in February 2007.

CCP[®]-NZ is a New Zealand Government initiative delivered by the International Council for Local Environmental Initiatives – Australia / New Zealand (ICLEI-A/NZ). This programme is part of ICLEI's international Cities for Climate Protection Campaign.

There are over 700 Councils participating in the CCP Programme worldwide. In New Zealand there are 29 participant councils which include seven of the nine local authorities in the Wellington Region:

1. Carterton District
2. Greater Wellington Regional
3. Kapiti Coast District
4. Masterton District
5. Porirua City
6. South Wairarapa District
7. Wellington City

The CCP-NZ Programme provides a milestone framework, as well as technical resources and support, for Greater Wellington to measure, monitor and reduce greenhouse gas emissions.

The CCP-NZ milestones are summarised as follows:

Milestone 1: Inventory

Milestone 2: Reduction goals

Milestone 3: Local action plan

Milestone 4: Implementation

Milestone 5: Monitor progress

Greater Wellington received \$4,000 funding from Civic Assurance to employ an intern to carry out Milestone one.

A staff CCP-NZ Coordinating team, including three divisional managers, was formed to guide Greater Wellington's CCP-NZ process.

In addition, Greater Wellington is convening a Sustainability and Climate Change group for all local authorities in the region. The initial driver of this group was the CCP-NZ programme. However, interest from the Ministry for the Environment with its Household Sustainability programme has meant that the scope of the group has expanded to sustainability. Although Hutt City and Lower Hutt are not members of the CCP-NZ Programme, they have been attending these regional meetings

4. Progress to date

4.1 Milestone One

Greater Wellington achieved Milestone 1 in July 2007.

Milestone 1 involves a thorough inventory of greenhouse gas emissions from the Council's own operations (the 'Corporate' sector) and an analysis of emissions from the region (the 'Community' sector). We collected our own Corporate data, and the Community data is provided by the CCP-NZ Programme office.

We decided on 2005-06 as our base year for the Corporate data as this provided the most up-to-date profile of council emissions possible. The base year used for the Community inventory (provided by the CCP programme) was 2001.

4.2 Corporate Emissions Inventory

The Corporate emissions inventory is broken down into six main sectors in the CCP-NZ Programme:

- Buildings – emissions resulting from the energy use (electricity and gas) of council owned and/or operated buildings
- Streetlights – emissions resulting from the energy use of streetlights
- Vehicle Fleet – emissions resulting from the energy use (petrol, diesel and LPG) of council-operated vehicles and machinery
- Employee Commute – a non-compulsory sector which examines emissions resulting from the energy use (petrol, diesel and LPG) of Council employees travelling to and from the workplace in personal vehicles.
- Water and Sewage – emissions resulting from the energy use (fuel and electricity) by the buildings and equipment used for pumping and treatment of water and sewage by facilities owned/operated by council.
- Waste – emissions resulting from the breakdown of organic waste originating from corporate activities and operations (organic waste breaks down to produce methane)

Table 1 and Figure 1 show the percentage of **Corporate** emissions generated from each **sector** during the inventory year of 1 July 2005 to 30 June 2006. They show that water production and supply and our vehicle fleet are the largest contributors to Greater Wellington’s corporate greenhouse gas emissions.

Council has already begun actions in high emission sectors, for example, by employing a water energy manager, implementing a new policy for vehicle fleet purchasing and the development of a travel plan for staff.

Table 1: Greater Wellington Corporate (in-house) Emissions by Sector, Base Year (2005/06)

Sub-Sector	Percentage
Water	71%
Vehicle Fleet	16%
Buildings	6%
Employee Commute	5%
Waste	1%
Air Travel	1%
Streetlights	<1%

**Figure 1: Greater Wellington Corporate Emissions by Sector
(2005/06)**

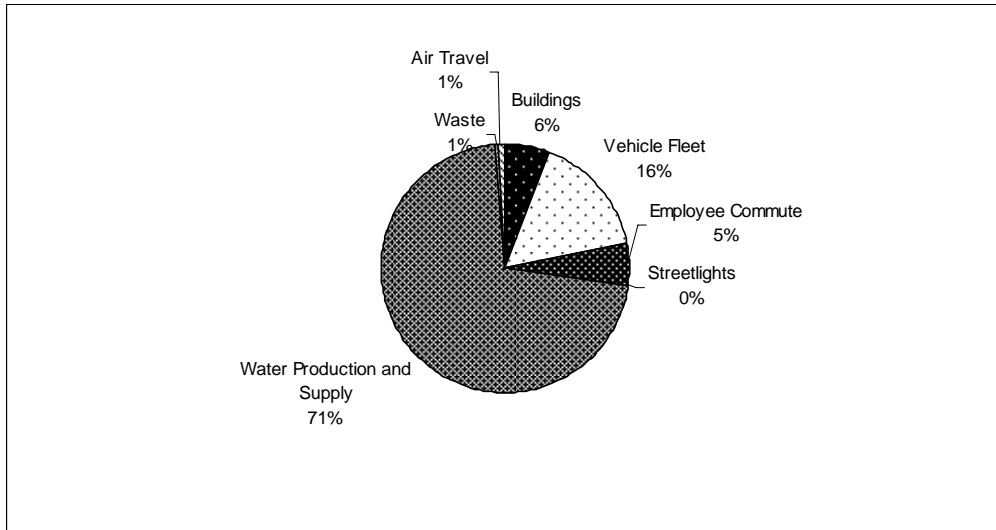
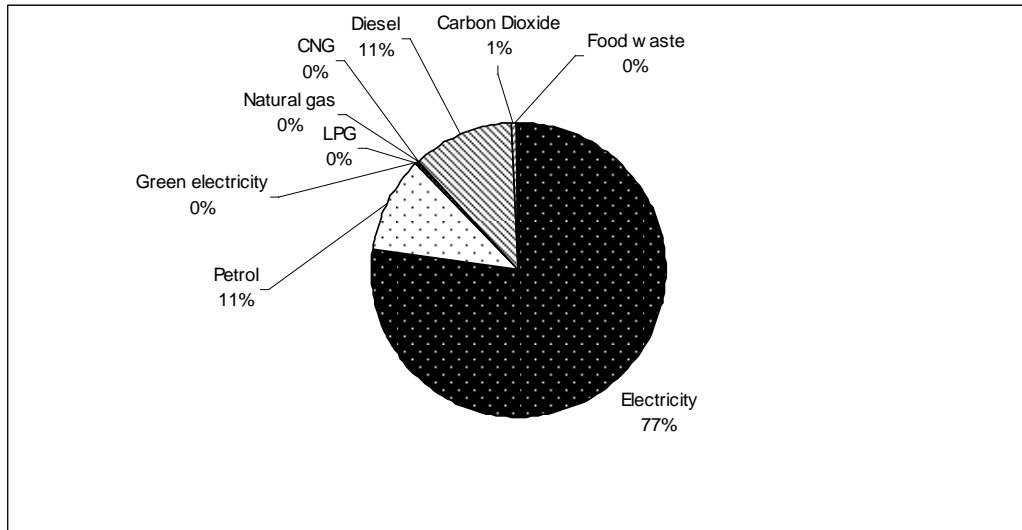


Table 2 and Figure 2 show the percentage of **Corporate** greenhouse gas emissions by **source** for the 2005/06 inventory year for Greater Wellington Regional Council. They show that electricity is the largest contributor, followed by petrol and diesel.

**Table 2: Greater Wellington Corporate Emissions by Source
Base Year (2005/06)**

Source	Percentage
Electricity	77%
Petrol	11%
Diesel	11%
Other	1%

Figure 2: Greater Wellington Corporate Emissions by Source (2005/06)



4.3 Community Emissions Analysis

The Community analysis is divided into five sectors:

- Residential – emissions resulting from household energy use across the council region
- Commercial – emissions resulting from commercial operations including government and institutional activity (schools, hospitals, etc.) as well as commercial and personal services (retail, finance, etc.)
- Industrial – emissions resulting from energy in local industry operations (manufacturing, mining, construction, etc.)
- Transport – emissions resulting from energy use associated the movement of people and goods within the council region
- Waste – emissions resulting from the breakdown of waste originating from the community.

It is anticipated that agriculture will become another sector in the Community emissions analysis, including emissions resulting from stock, cropping and other agricultural activities. However, this has not yet been finalised by ICLEI-A/NZ as a CCP-NZ sector. It may be taken into account in future inventories.

Table 3 and Figure 3 illustrate the percentage breakdown of **Community** greenhouse gas emissions from each **sector**. The greatest emissions result from the Transportation sector, followed by Industrial.

**Table 3: Greater Wellington Community Emissions by Sector
Base Year (2001)**

Sub-Sector	Percentage
Transportation	49%
Industrial	21%
Commercial	15%
Residential	15%

Figure 3: Community Emissions (2001) Equivalent CO2 tonnes

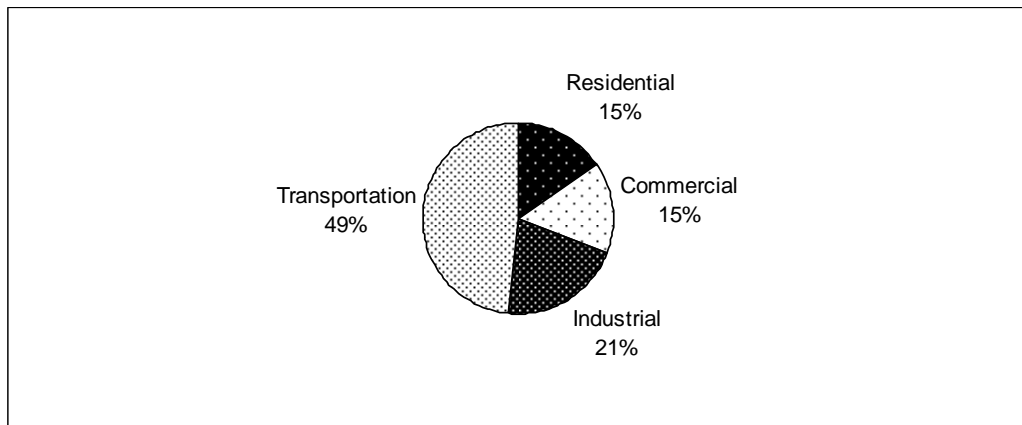
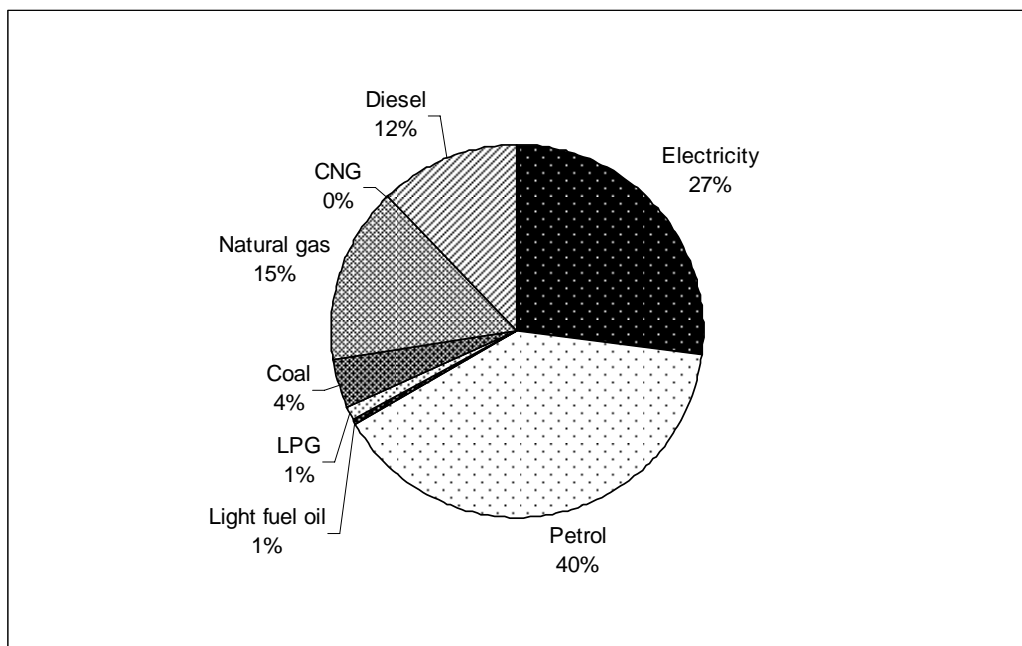


Table 4 and Figure 4 illustrate the percentage of **Community** greenhouse gas emissions by **source** for the 2001 year for the Wellington Region. As expected, petrol is the largest contributor. 40% of the Community emissions were generated from petrol which translates to 821,639 T-CO₂e.

Table 4: Greater Wellington Community Emissions by Source Base Year (2001)

Source	Percentage
Petrol	40%
Electricity	27%
Natural Gas	15%
Diesel	12%
Coal	4%
LPG	1%
Light Fuel Oil	1%
CNG	0%

Figure 4: Greater Wellington Community Emissions by Source (2001)



5. Next Step

Our next step is to decide on our emissions targets and work is already in progress. A comprehensive Milestone 1 report incorporating forecasts for business as usual, for both corporate and community, will be presented to Council together with Milestone 2 recommendations.

These targets must be approved by Council. Undoubtedly, the Committee and Council will need to have some robust discussion on the emissions targets. Interestingly, we have received advice from the CCP-NZ office that we do not have to set a specific target for the Community emissions but instead, as a regional council, we can choose to assist the territorial authorities in the region to achieve their emissions targets.

We have also already started compiling an action plan looking at what we have done in the past and what we are currently doing or planning to do.

6. Communication

We plan to communicate our inventory and our emissions targets to the community in the March edition of *Elements* but before then we will be communicating this work to Greater Wellington staff, who will of course have a major role to play in reducing corporate emissions.

7. Recommendations

That the Committee:

1. ***Receives the report.***
2. ***Notes the content of the report.***

Report prepared by:

Report approved by:

Mary Hanna
Climate Change Advisor –
CCP Programme

Jane Bradbury
Divisional Manager,
Corporate and Strategy